



## LED Canopy Light

# BRIGHTEN YOUR LIFE

NEW LED TECHNOLOGY THAT ALLOWS THE  
COEXISTENCE OF ENVIRONMENTAL  
PROTECTION AND ENERGY SAVING

## Benefits

1. Energy saving up to 70%-80%.
2. Multiple applications.
3. Environmentally friendly.
4. Latest LED technology



BB-CSD-XXX-H

## Features

1. Beam angle:120 degrees.
2. Aluminum die-casting heat sinks is good for heat dissipation.
3. It's major to replace the CFL/MH/HID/HPS.
4. Green, energy saving, long and reliable life of 50,000 hours.
5. No RF interference, No IR/UV radiation ,no mercury pollution.
6. Wide colour availability in degrees Kelvin(K),2700-6700K.
7. Streamline exterior design, beautiful appearance.
8. Environment friendly ,energy saving (70~80%).
9. Special circuit design, each LED work separately,  
avoiding the single broken LED influence problem.



Die Casting Aluminum  
Heat Sink ADC12




SMD LED



Power Supply

## Application

- 1.Area Lighting/Street Lighting.
- 2.Garage Lighting/Ceiling Lighting.
- 3.Warehouse Lighting
- 4.High/Low Bay Lighting

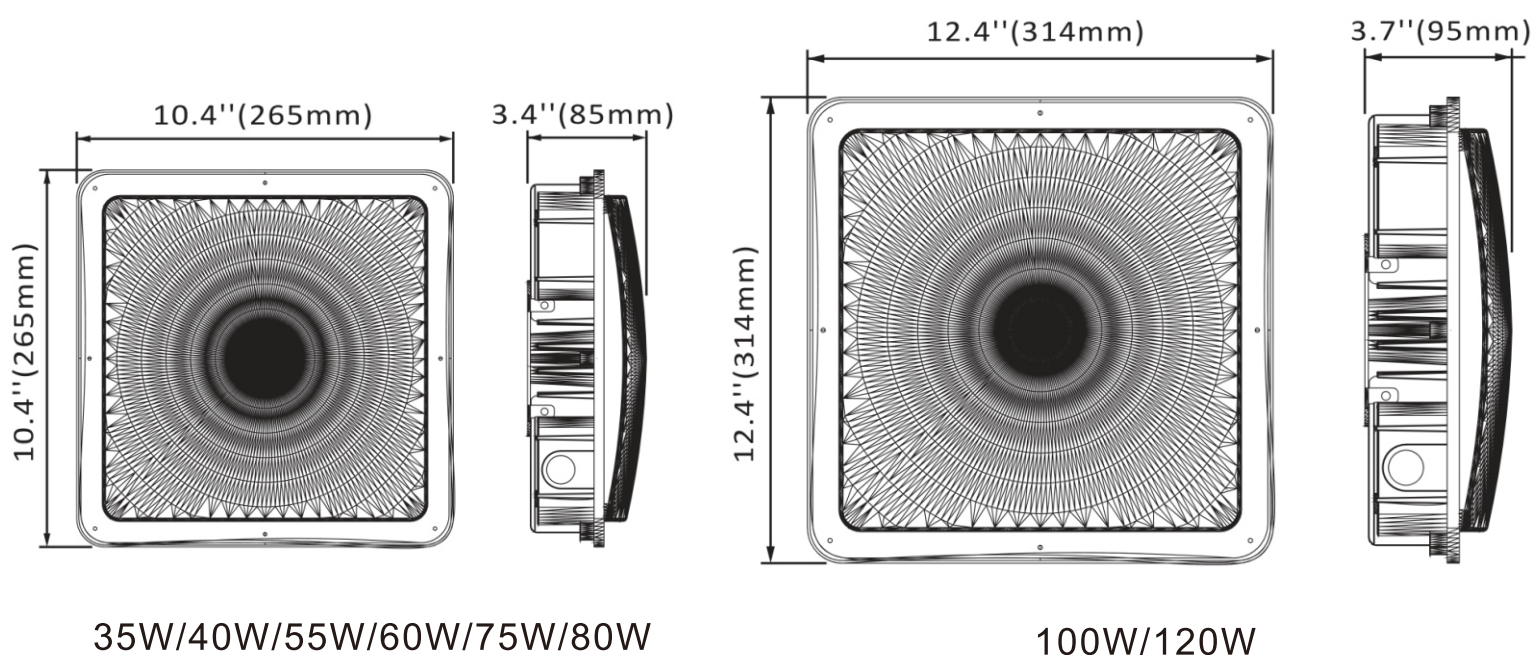




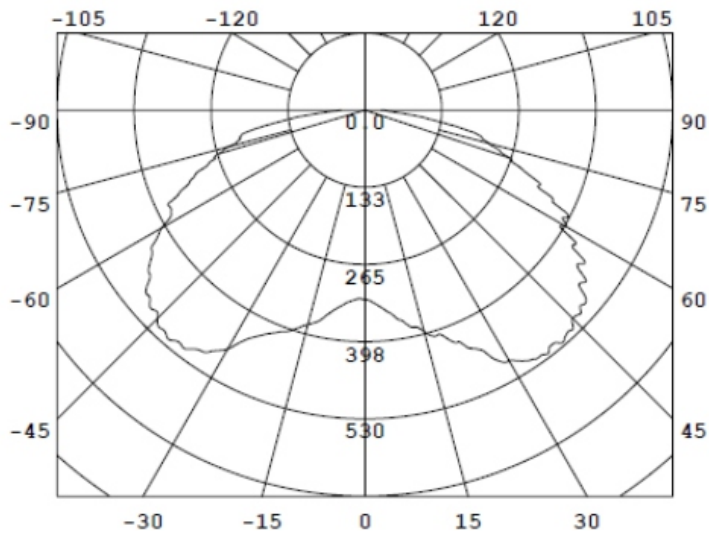
## SPECIFICATIONS

Power	35W	40W	50W	60W	75W	80W	100W	120W
Model	BB-CSD-35W-H	BB-CSD-40W-H	BB-CSD-50W-H	BB-CSD-60W-H	BB-CSD-75W-H	BB-CSD-80W-H	BB-CSD-100W-H	BB-CSD-120W-H
Luminous Flux	3850lm	4400lm	5500lm	6600lm	8250lm	8800lm	11000lm	13200lm
Replacement	HPS 100W	HPS 120W	HPS 180W	HPS 200W	HPS 200W	HPS 250W	HPS 300W	HPS 400W
Light Source	SMD LED							
Luminous Efficacy	>110lm/w							
Operation Temp.	-40 to +45°C							
CCT	2700K SW / 3000K WW / 4100K NW / 5000K DW / 5700K CW							
CRI	>80							
Life Span	50,000 hours at 25°C							
Voltage	100-277VAC/50-60HZ      200-480VAC available							
Driver	UL listed Driver							
Dimming	Optional							
Input line position	Side outlet (standard) , Intermediate bottom outlet options							
Beam Angle	120°							
PF	>0.95							
Warranty	5Years							

## DIMENSIONAL DRAWING



# LUMINOUS INTENSITY DISTRIBUTION



Diameter

636.25cm 59.35/325.11lx

1908.76cm 6.59/36.12lx

3181.27cm 2.37/13.00lx

5090.04cm 0.93/5.08lx

6362.55cm 0.59/3.25lx

Height

1.0m

3.0m

5.0m

8.0m

10m

Angle:120.10

## PROJECTS

By using our 80W Canopy Light to replace 250W Metal Halide bulb for warehouse high bay lighting fixtures, the customer is now able to save a lot per month from his electric bill.



Replace



**80W LED= 250W HPS**



### Note:

- Don't take the LED lamp apart.
- The LED lamp must work under the right voltage according to the specification.

# INSTALLATION

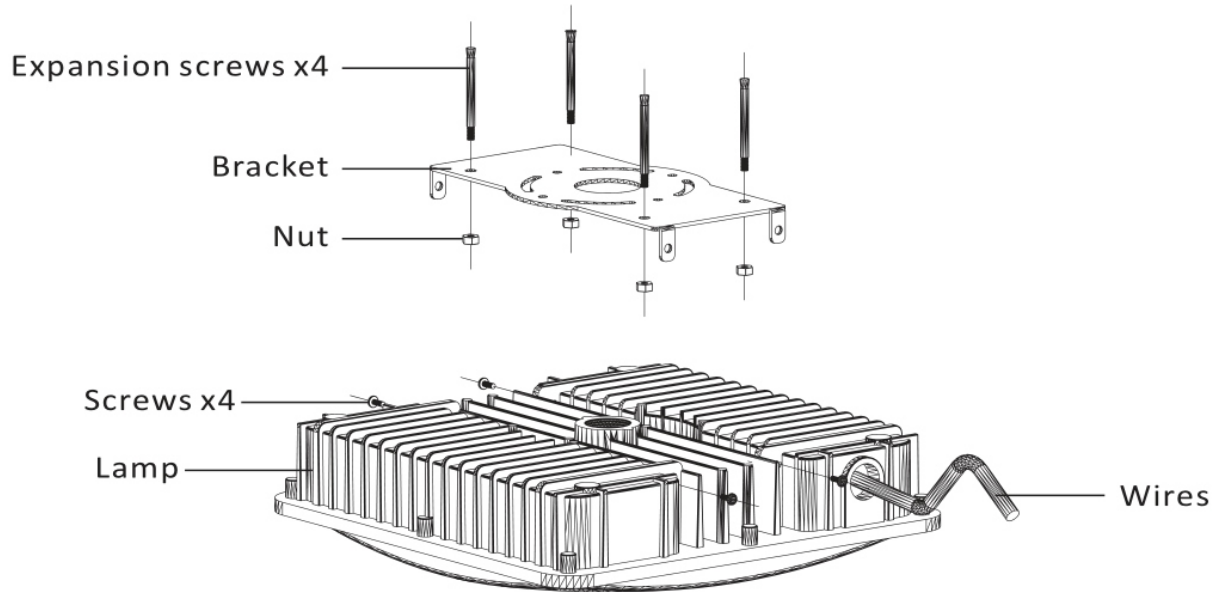
\*Warning Do cut off electrical source in order to avoid electrical shock and endanger life-safety before installation.

\* Install height from floor higher than 1.2m.

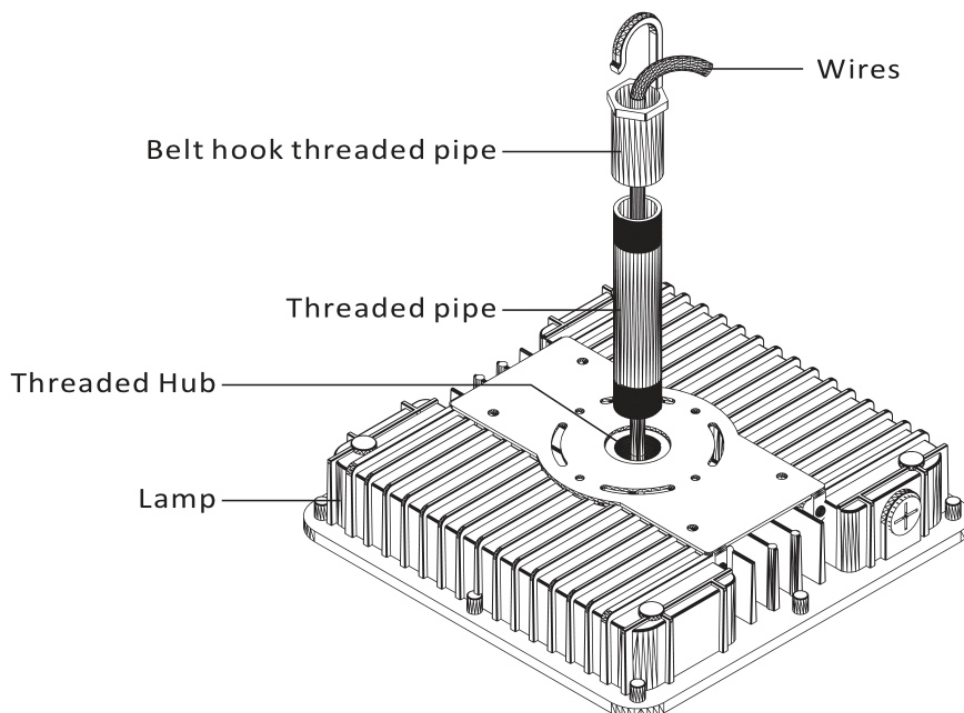
ELECTRICAL CONNECTIONS-100-240V/277V AC, 50/60HZ

PHASE TO NEUTRAL WIRING

## 1.Bracket Mounting



## 2.Hook Mounting



## PACKING INFO



Item	Packaging unit	Carton Size(mm) (L*W*H)	N.W	G.W	Volume weight
35W-80W	1pc/ctn	280*275*100mm	2.4kg	2.8kg	2.5kg
35W-80W	4pcs/ctn	470*285*310mm	9.6kg	10.7kg	10.0kg
100W-120W	1pc/ctn	325*325*110mm	3.7kg	4.2kg	3.1kg
100W-120W	4pcs/ctn	520*335*310mm	14.8kg	16.3kg	13.0kg