



## LED Temporary Highbay Light

### BRIGHTEN YOUR LIFE

NEW LED TECHNOLOGY THAT ALLOWS THE  
COEXISTENCE OF ENVIRONMENTAL  
PROTECTION AND ENERGY SAVING

#### Benefits

- 1.MH/HPS/HID/MHL/CFL lamp retrofit.
- 2.Precision Die Cast Aluminum heat sinks.
- 3.Easy Installation.
- 4.With plug.
- 5.CE ROHS listed.



Standard



With Connector

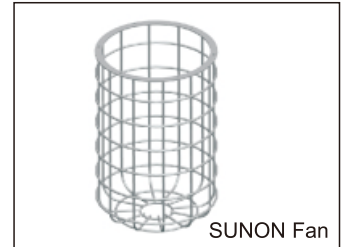


With Emergency Power

BB-HJD-XXW-Q


## Features

1. Beam angle:360 degrees.
2. Aluminum heat sinks and active air exchanging cooling system in order to speed up heat dissipation.
3. It's major to replace the CFL/MH/HID/HPS.
4. Green, energy saving, long and reliable life of 50,000 hours.
5. No RF interference, No IR/UV radiation ,no mercury pollution.
6. Wide colour availability in degrees Kelvin(K),2700-6700K.
7. Streamline exterior design, beautiful appearance.
8. Environment friendly ,energy saving (70~80%).
9. Special circuit design, each LED work separately, avoiding the single broken LED influence problem.



## Application

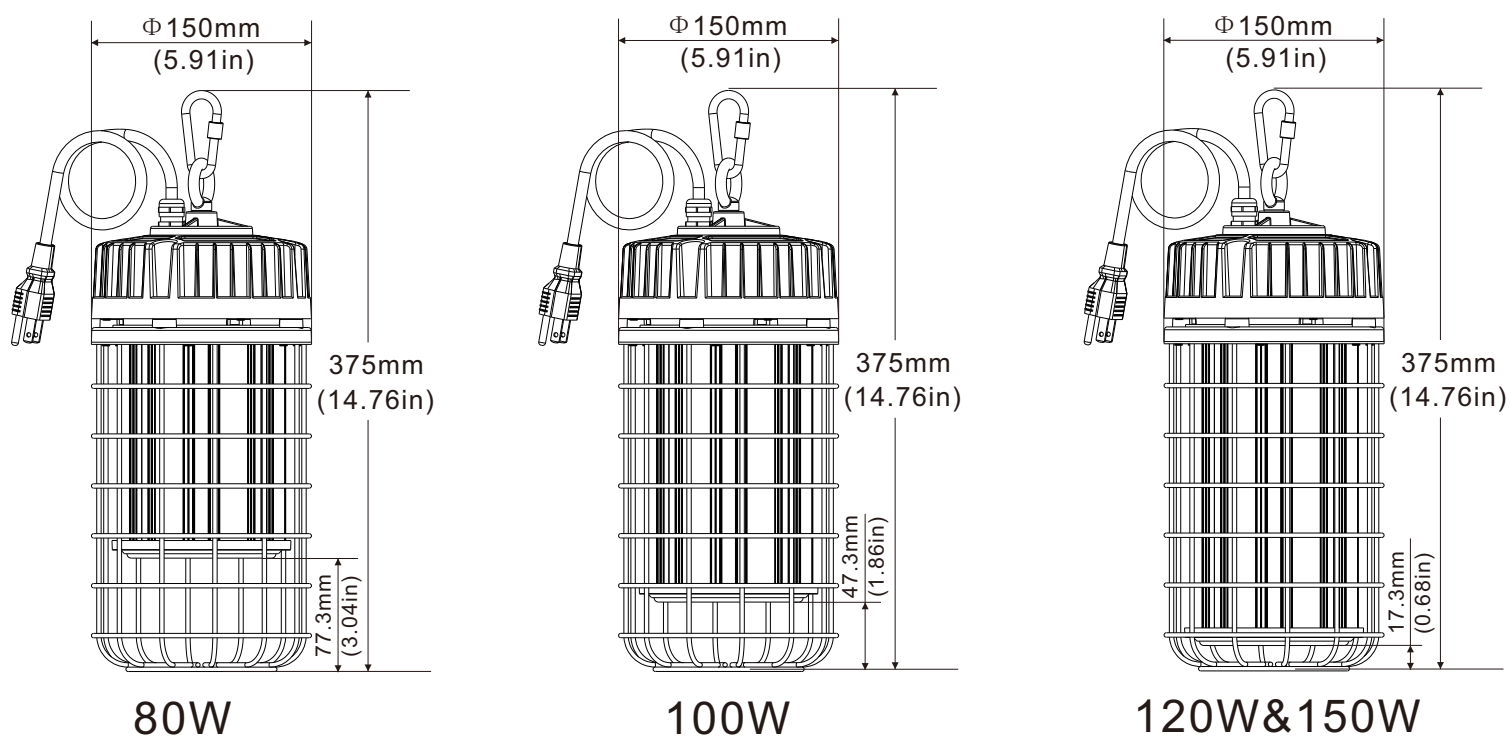
1. Sports Light/Post Top Light.
2. Flood Light/Pole Light.
3. High/Low Bay Light
4. Roadway Light/Street Light/Billboard Light.
5. Other application roadway.



## SPECIFICATIONS

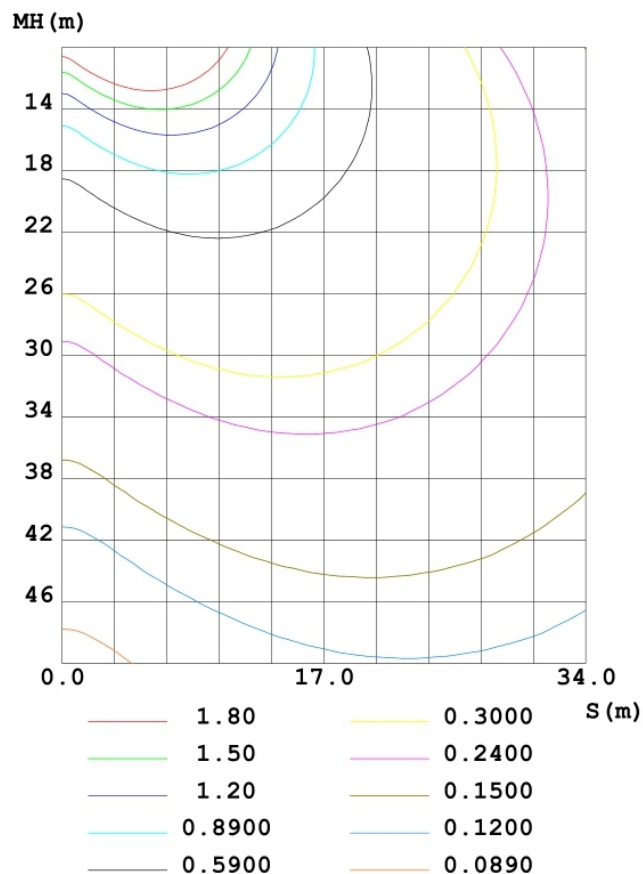
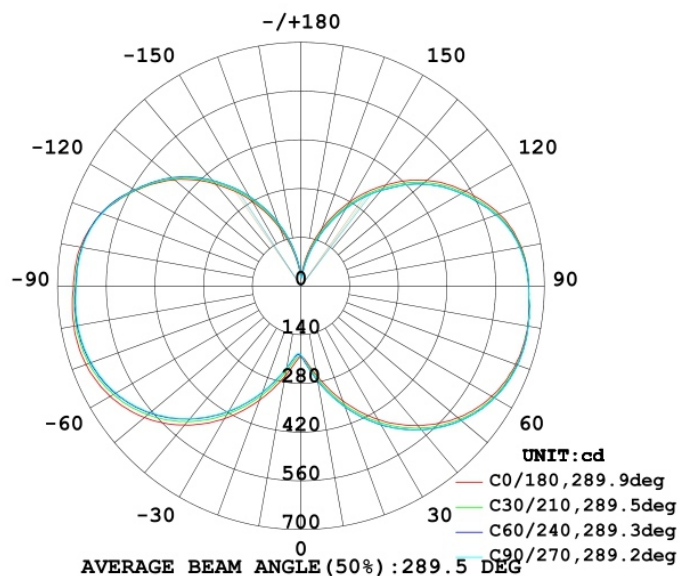
Power	80W	100W	120W	150W
Model	BB-HJD-80W-Q	BB-HJD-100W-Q	BB-HJD-120W-Q	BB-HJD-150W-Q
Luminous Flux	10400lm	13000lm	15600lm	19500lm
Replacement	HPS 250W	HPS 300W	HPS 350W	HPS 400W
Light Source	SMD LED			
Luminous Efficacy	>130lm/w			
Options	Standard; with connector(Used for series connection between lamps and lamps); with emergency power(After the power failure, make sure the lamp can still work for 1.5h).			
Operation Temp.	-40 to +45°C			
CCT	2700K SW / 3000K WW / 4100K NW / 5000K DW / 5700K CW			
CRI	85			
Life Span	50,000 hours at 25°C			
Voltage	100-277VAC/50-60HZ    200-480VAC available			
Driver	Internal Power Supply			
Dimming	NO			
Beam Angle	360°			
Lamp Base	Hook Install			
PF	>0.95			
Warranty	3/5Years			

## DIMENSIONAL DRAWING





# LUMINOUS INTENSITY DISTRIBUTION



## PROJECTS

By using our 80W LED Corn Lamp to replace 250W Metal Halide bulb for garden hall path lighting fixtures, the customer is now able to save a lot per month from his electric bill.



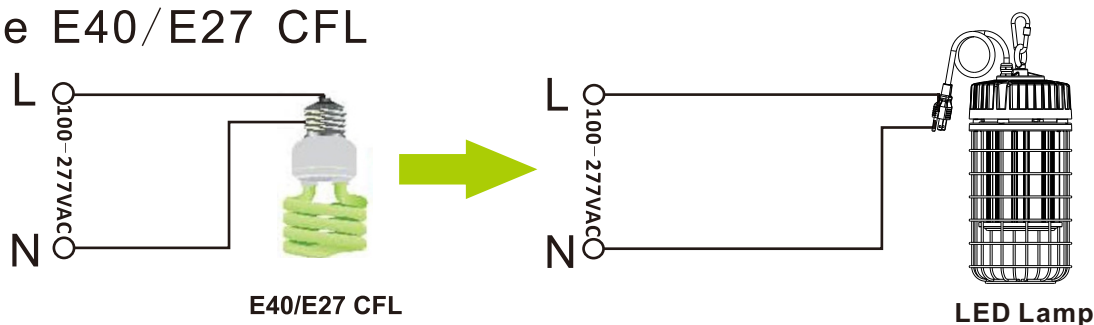
### Note:

- Don't take the LED lamp apart.
- The LED lamp must work under the right voltage according to the specification.
- Must remove the Ballast, Capacitor, Ignitor before installing our LED Light.

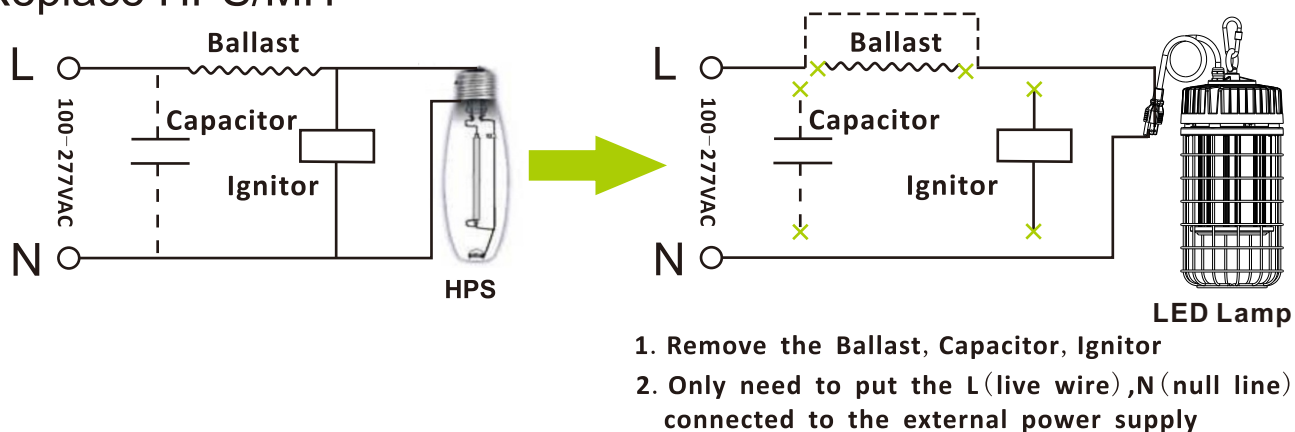
## INSTALLATION

Normally. The traditional lamp has the ballast or capacitor or ignitor, like HPS, MH.

### Replace E40/E27 CFL



### Replace HPS/MH



## PACKING INFO



Items	Packaging unit	Carton Size(mm) (L*W*H)	N.W	G.W	Volume weight
80-100W	12pcs/CTN	600*490*340mm	13.0kg	14.5kg	22.0kg
120-150W	12pcs/CTN	740*490*340mm	18.0kg	19.5kg	28.0kg