



Standard type



With potolcell sensor type

LED AREA SERIES POST TOP



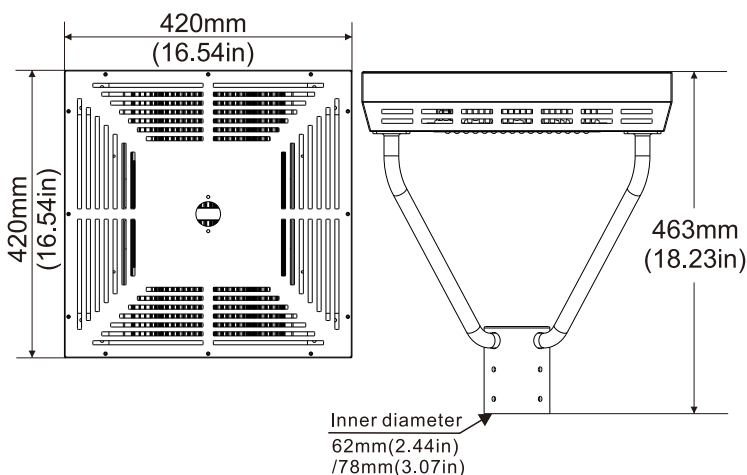
PRODUCT DESCRIPTION

The area series has the high-performance solution for the most demanding applications within a unique design. With different precision refractive optical lens and an easy-install design, it can be used in many applications such as pedestrian street, factory, schools, garden, courtyard, hotel, parking lot, public parks etc.

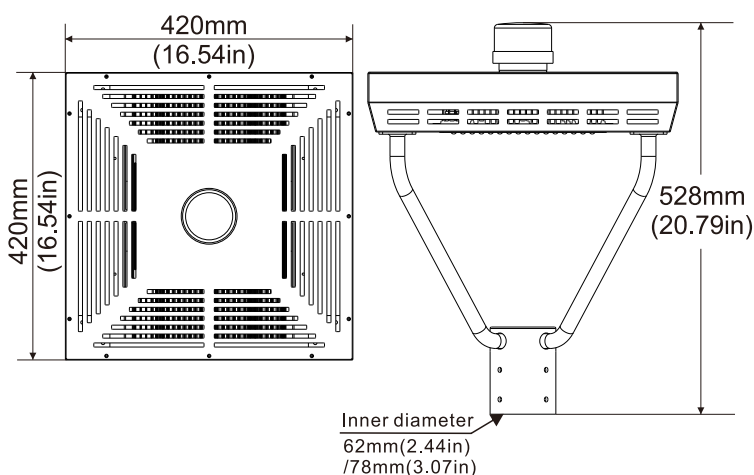
FEATURE

1. Air cooling Design
2. IP67 Rated Enclosure
3. Post top or Pendant Mounting
4. Superior Low-glare Illumination
5. Optional with Photo Cell
6. Optional Beam Angle 25° , 60° , TYPE III-M, TYPE IV-M.

*If the customer does not specify a requirement, the inner diameter defaults to 62mm(2.44in).



Standard type



With potolcell sensor type

Ordering Information

Area Series	Watts	Version	CCT	Voltage	Control	Installation	Beam Angle	Color
BB-LD	200W	AR-F	WW-3000K	Blank-100-277VAC	Blank - without sensor	Blank- 2.44in(62mm)pole	Blank-60°	Blank - bronze
	240W		NW-4100K	HV-200-480VAC	PC - Photocell Sensor	P1- 3.07in(78mm)pole	25D- 25°	
	320W		DW-5000K				T1 - TYPE III-M	
			CW-5700K				T2 - TYPE IV-M	

Notes:

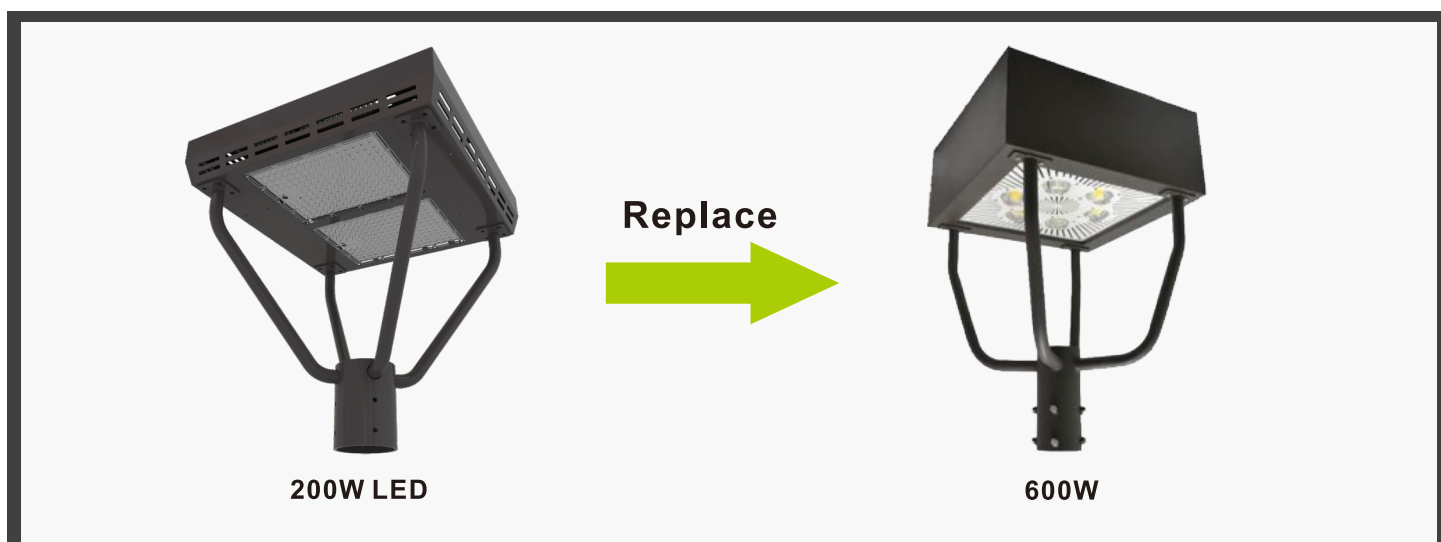
1. 130lm/w, 150lm/w is optional, the default is 130lm/w.
 2. Customers can choose a lamp with a baffle as needed.
- Special Order-Ask Customer Service

PERFORMANCE DATA

Power	200W	240W	320W
Model	BB-LD-200W-AR-F	BB-LD-240W-AR-F	BB-LD-320W-AR-F
Luminous Flux	26000lm	31200lm	41600lm
Replacement	HPS 600W	HPS 800W	HPS 1000W
Light Source	SMD LED		
Luminous Efficacy	130lm/w 150lm/w available		
Operation Temp.	-40 to +45℃		
CCT	2700K SW / 3000K WW / 4100K NW / 5000K DW / 5700K CW / 6500K SCW		
CRI	85		
Life Span	50,000 hours at 25℃		
Voltage	100-277VAC/50-60HZ		
Driver	UL listed power supply		
Dimming	Available		
With Sensor	Without sensor(standard), Photocell sensor, optional		
Color	Bronze		
Cover	Lens		
Beam Angle	25° ,60° ,TYPE III-M,TYPE IV-M.		
IP	65		
PF	>0.95		
Warranty	3/5 Years		

PROJECTS

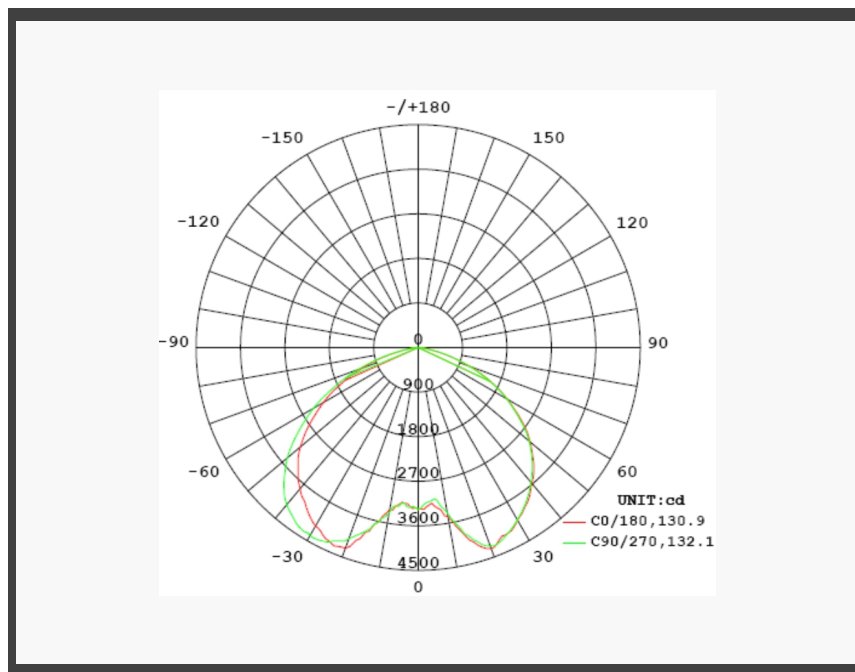
By using our 200W Area Light to replace 600W Metal Halide bulb for parking area lighting fixtures,the customer is now able to save a lot per month from his electric bill.



Notes:

1. Don't take the LED lamp apart.
2. The LED lamp must work under the right voltage according to the specification.

LUMINOUS INTENSITY DISTRIBUTION



APPLICATION

- Courtyard lighting
- Public parks lighting
- Street scapes lighting
- Parking areas lighting
- Hotel lighting



Street scapes lighting



Hotel lighting

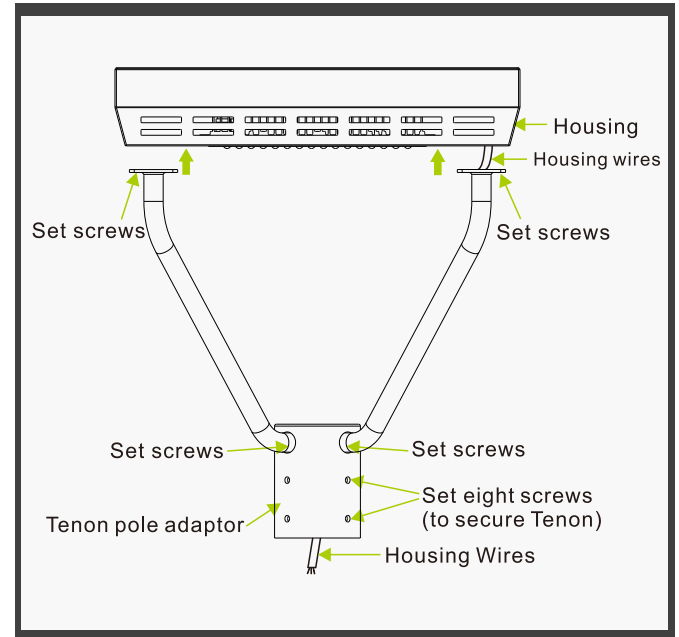


Public parks lighting

INSTALLATION

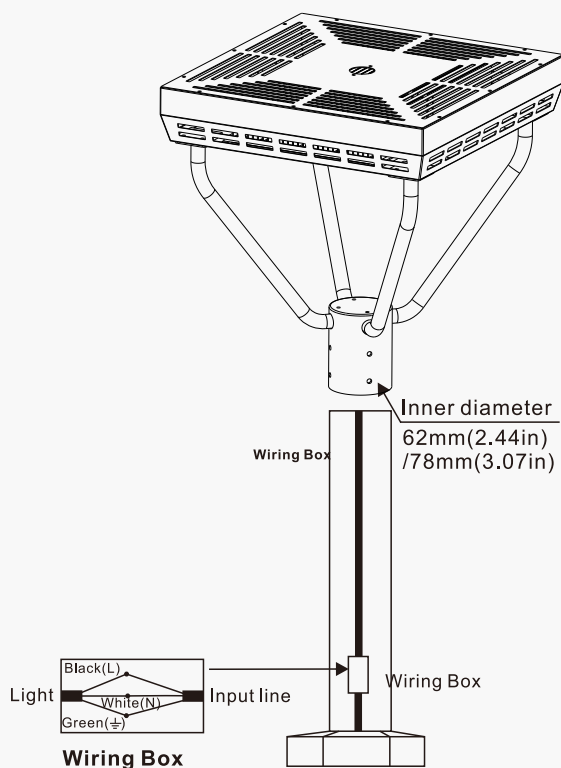
Fixture assembly

- Feed the Housing wires through one of the four Rods.
- Clip the Rods onto the Housing. Be sure the Housing clips are properly engaged onto the Rods.
- Feed Fixture Wires through the Tenon Pole Adaptor.
- Slide Tenon Pole Adaptor on three Rods. Be sure the notches face the inside of the Tenon Pole Adaptor.
- Tighten the Set Screws at the Tenon Pole Adaptor to secure Rods.

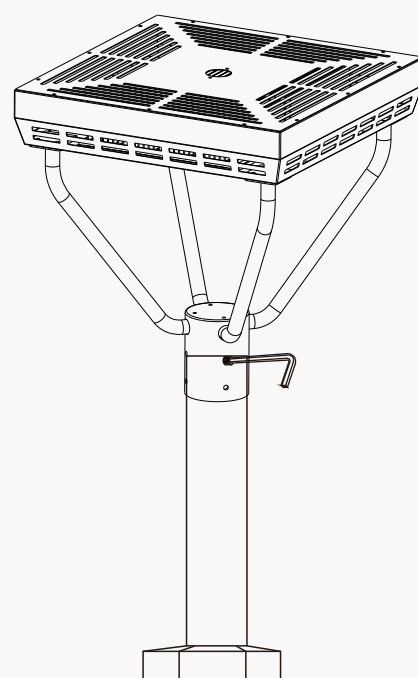


Pole mounting

- Turn off the power before installation.
- Wiring right in the wiring box ("Black" is connected to "L", "White" connect to "N", "Green" to "Ground") and set the lamp into the bracket by the hole. (picture1).
- We should fasten the four screws with a hex wrench, and finished (picture2).



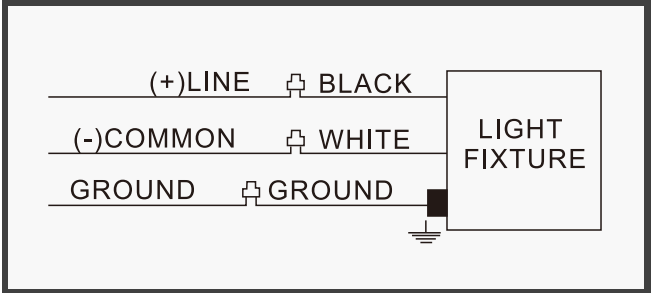
Picture1



Picture2


Wiring

- Connect the black fixture lead to the (+) LINE supply lead.
- Connect the white fixture lead to the (-) COMMON supply lead.
- Connect the green Ground wire from fixture to supply ground.




Optional Accessories

Unit: in(mm)



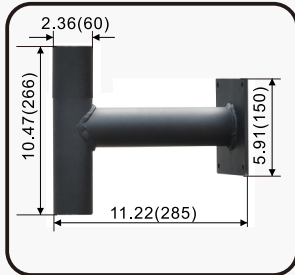
Photoelectric Control



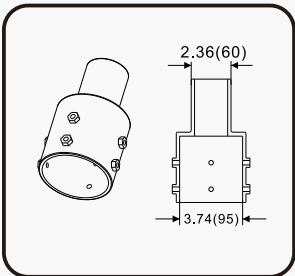
Short Cap



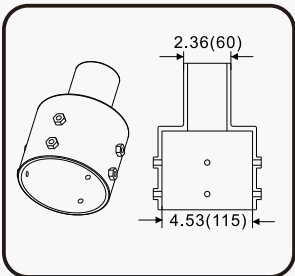
Motion Sensor



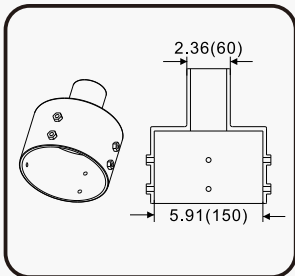
Wall Bracket



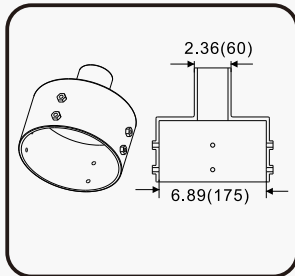
MGD03(2.4" to 3.5" round pole)



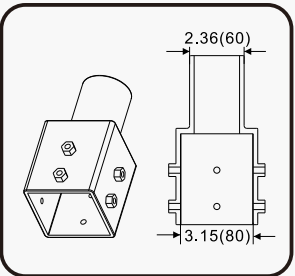
MGD04(2.4" to 3" square or 4" round pole)



MGD08(2.4" to 4" square or 5.5" round pole)



MGD09(2.4" to 6.5" round pole)



MGD10(2.4" to 3" square pole)

PACKING INFO



Packaging	Carton Size(mm) (L*W*H)	N.W	G.W	Volume weight
200-300W (1pc/CTN)	19.7"X19.7"X8.7" 500*500*220mm	17.6 lbs 8.0kg	18.7 lbs 8.5kg	28.7 lbs 13.0kg